

Publication

©NOBEL Living, LLC



**NeverLossTrading**

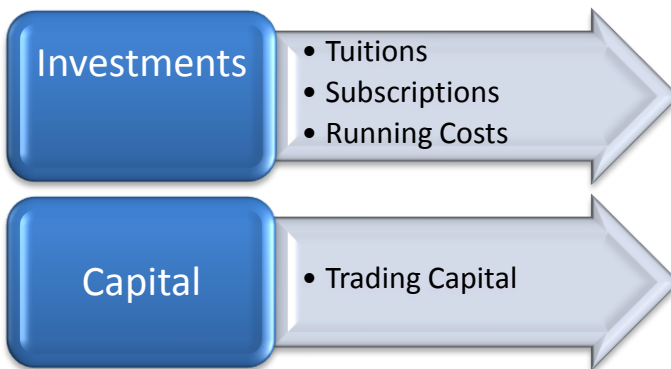
A Division of:  
NOBEL Living, LLC  
401 E. Las Olas Blvd. - Suite 1400 -  
Fort Lauderdale, FL 33301  
Phone: +1 866 455 4520

## What is the Value of a Trading System?

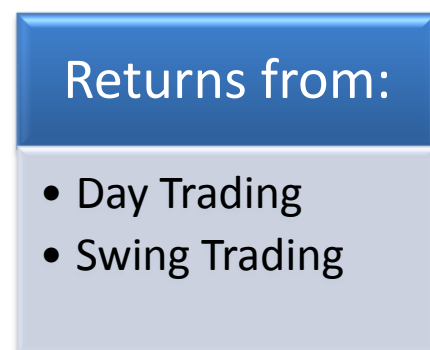
All NeverLossTrading Systems are Productivity Tools:

*"We assume productivity, as measure of the efficiency of income-production:  
Productivity is a ratio of production output (gain) to what is required to produce it (input)."*

### INPUT

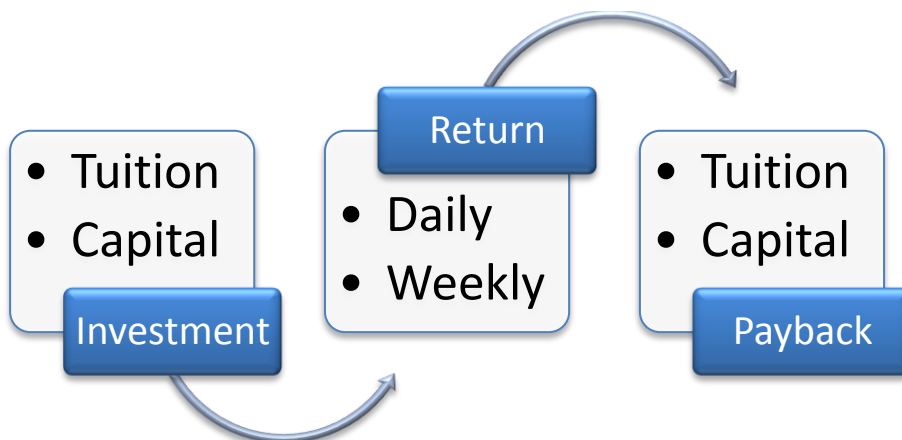


### OUTPUT



## Goal: Infinite Returns

An Infinite return is achieved, when all investment costs and the capital invested is recuperated and still continued returns are made.



## Key Influencing Factors for Infinite Returns

Trade Returns	<ul style="list-style-type: none"> <li>• Opportunity participation</li> <li>• Returns achieved</li> </ul>	<b>The Fast Way to Strive for Infinite Returns:</b> <ul style="list-style-type: none"> <li>- Frequent Trade Participation.</li> <li>- Compounding Interest.</li> <li>- Higher Capital Engagement.</li> </ul>
Trading Method	<ul style="list-style-type: none"> <li>• Stock- or Option Trade</li> <li>• Day- or Swing Trade</li> </ul>	
Capital Invested	<ul style="list-style-type: none"> <li>• Amount of Capital Invested</li> </ul>	

## The NLT-Investors Feedback



**By our most conservative calculation model (see below):**

- **Tuition Returns: Starting at 2-Months.**
- **Infinite Returns: Starting at 4-Months.**

Base Assumptions:

- Trade Opportunities (history based).
- Win/Loss Rate
  - For stock trades we calculate based on a 1:1 ratio.
  - For option trades, we assume a 2-times loss in relation the gain, considering time decay, bid/ask-spread, leverage.
- Returns (Average returns to accept a trade).
- Cash account (not utilizing margin leverage).
- One return per month, based on the weekly minimum attainment.
- List Price of NLT-Programs.
- Capital: Stock trading capital: \$50,000; Option trading capital: \$10,000.

The results show:

- The fastest way to recuperate tuition expenses and achieving infinite returns is option trading.
- The best opportunity for a smaller budget holder is option trading.
- NLT HF-Trading allows for the fastest returns on Stock Trading.
- NLT Top-Line gives the most independence and highest trade probability and returns on Option Trading.
- NLT Wealth-Building is a good program for investors with little time for trading.

## Calculations [\(click to magnify\)](#)

### Goal for NLT Trading Systems: Short-Term Tuition Payback

Time Base	Stock Trade		
	NLT Top Line	NLT HF-Trading	Wealth Building
	Trades Per Week	Trades Per Week	Trades Per Week
Average Amount of Trades/Week: 1-Hour Chart	3	6	0
Average Amount of Trades/Week: 4-Hour Chart	2	4	0
Average Amount of Trades/Week: Daily Chart	3	5	2
Average Weekly Trade Potentials	8	15	2
Trade Accuracy Assumption	85%	75%	80%
Loss Rate (1:1 Stocks, 2:1 Options: Double Loss)	15%	25%	20%
Expected Net Return Rate (Gain - Loss)	70%	50%	60%
Potential Return per Trade	2.0%	2.5%	2.0%
1-Hour Chart Return per Month (30% of the Return)	5.0%	10.1%	0.0%
4-Hour Chart Return per Month (50% of the Return)	5.6%	11.2%	0.0%
Daily-Chart Return per Month	5.0%	8.3%	2.5%
Average Return:	5.2%	9.9%	2.5%
<b>Monthly Return Rate: 50% Option Opportunity Realization</b>	<b>5.2%</b>	<b>9.9%</b>	<b>2.5%</b>

	Stock Trade Return		
	NLT Top-Line	NLT HF-Trading	NLT Wealth Building
Tuition Expenses (Covered at colored zones.)	\$ 9,997	\$ 8,997	\$ 5,997
Capital Invested	\$ 50,000	\$ 50,000	\$ 50,000
Return Month-1	\$ 2,607	\$ 4,936	\$ 1,250
Return Month-2	\$ 5,349	\$ 10,358	\$ 2,531
Return Month-3	\$ 8,235	\$ 16,316	\$ 3,845
Return Month-4	\$ 11,271	\$ 22,863	\$ 5,191
Return Month-5	\$ 14,465	\$ 30,055	\$ 6,570
Return Month-6	\$ 17,826	\$ 37,957	\$ 7,985
Return Month-7	\$ 21,362	\$ 46,639	\$ 9,434
Return Month-8	\$ 25,082	\$ 56,179	\$ 10,920
Return Month-9	\$ 28,996	\$ 66,660	\$ 12,443
Return Month-10	\$ 33,115	\$ 78,176	\$ 14,004
Return Month-11	\$ 37,448	\$ 90,828	\$ 15,604
Return Month-12	\$ 42,007	\$ 104,729	\$ 17,244

Calculated Months for Tuition Payback	4	2	5
Calculated Months to Infinite Returns	16	9	31

### Striving for Infinite Returns

	Option Trade		
	NLT Top Line	NLT HF-Trading	Wealth Building
	Trades Per Week	Trades Per Week	Trades Per Week
	3	6	0
	2	4	0
	3	5	2
	8	15	2
85%	75%	80%	
30%	50%	40%	
55%	25%	40%	
30%	30%	30%	
59.4%	54.0%	0.0%	
66.0%	60.0%	0.0%	
66.0%	50.0%	32.0%	
63.8%	54.7%	32.0%	
<b>31.9%</b>	<b>27.3%</b>	<b>16.0%</b>	

	Option Trade Return		
	NLT Top-Line	NLT HF-Trading	NLT Wealth Building
\$ 9,997	\$ 8,997	\$ 5,997	
\$ 10,000	\$ 10,000	\$ 10,000	
\$ 3,190	\$ 2,733	\$ 1,600	
\$ 7,398	\$ 6,214	\$ 3,456	
\$ 12,947	\$ 10,646	\$ 5,609	
\$ 20,268	\$ 16,289	\$ 8,106	
\$ 29,923	\$ 23,474	\$ 11,003	
\$ 42,659	\$ 32,624	\$ 14,364	
\$ 59,457	\$ 44,274	\$ 18,262	
\$ 81,613	\$ 59,109	\$ 22,784	
\$ 110,838	\$ 77,999	\$ 28,030	
\$ 149,385	\$ 102,052	\$ 34,114	
\$ 200,229	\$ 132,680	\$ 41,173	
\$ 267,292	\$ 171,679	\$ 49,360	

2.5	3	4
4	5	7

The results show (Past performance is not indicative for future results):

- NLT Top-Line: Highest probability trades.
- NLT HF-Trading: Highest return based on the higher rate of trade opportunities produced.
- NLT WealthBuilding: Base concept for traders, focusing on one to two trades per month.

Our Promotional Price Offer (All NLT-system can be combined with each other. Prices are subject to change)

- NLT Top-Line: \$9,997 (market scanners installed on your computer)
- NLT HF-Trading: \$8,997 (Introductory offer: Opportunity reports at least 3 times per week).
- NLT WealthBuilding: \$5,997 (Fixed set of assets traded).
- NLT IncomeGenerating: No promotional offer at this time.

This means: Investing \$10,000 with our option trading concepts can provide a potential return at or below a two-month payback on the tuition expenses, with recuperation of the invested capital in the next months; no additional license fees attached.

	NLT Top-Line	NLT HF-Trading	NLT WealthBuilding
Tuition Expenses	\$ 9,997	\$ 8,997	\$ 5,997
Capital Invested for Option Trading	\$ 10,000	\$ 10,000	\$ 10,000
Calculated Months for Tuition Payback	2.5	3	4
Calculated Months to Infinite Returns	4	5	7

To take advantage of this offer mention promotion code 1012NLT:

[contact@NeverLossTrading.com](mailto:contact@NeverLossTrading.com)

We are looking forward hearing from you.

Best regards,

*Never Loss Trading*